



## HIGH-DENSITY DUAL BAND BASE SECTOR ANTENNA

# WiBOX SA M4DBC245-65-9HV

**WiBOX SA M4DBC245-65-9HV is dual band concurrent (DBC) (2.4 and 5 GHz) H&V polarity MIMO 4x4 panel antenna.** It can operate at **two frequencies simultaneously**, at 2.4 GHz and at 5 GHz. According to medium gain, it can be used on short and medium distances, for example for **hotspots in schools, stadiums, offices or some public places**. Can work also with **mobile devices**. It can work **indoor and outdoor (IP67)** as well. Wide frequency band (2.4-2.5 GHz & 4.9-6.0 GHz) allows to easily find suitable frequency for the operation. The antenna comes with No. 4 RP SMA plug connectors (it could be also with RP TNC, MMCX or u.FL connectors), and it's designed for work in **concurrent dual band technology**, which means that **SA M4DBC245-65-9HV radiates simultaneously at both operating frequencies using only one single connector for 2.4 and 5 GHz signal**. It's predicted for special Access Points working in the systems where **two bands (frequencies) are diplexed in one antenna connector**, from the companies as **Cisco, Aruba Networks, Huawei, Xirrus** and others. The antenna is integrated with the top quality **WiBOX Medium** box system.







### Electrical specification

Frequency	<ul style="list-style-type: none"> <li>2.4 - 2.5 GHz</li> <li>4.9 - 6 GHz</li> </ul>
Gain	<ul style="list-style-type: none"> <li>8 dBi</li> <li>9 dBi</li> </ul>
VSWR	<ul style="list-style-type: none"> <li>&lt;1.50, max &lt; 2.00</li> <li>&lt;1.50, max &lt; 2.00</li> </ul>
Beamwidth	<ul style="list-style-type: none"> <li>70°/70° +/- 5°</li> <li>60°/60°</li> </ul>
Polarization	<ul style="list-style-type: none"> <li>H&amp;V</li> <li>H&amp;V</li> </ul>
Cross-Polar Isolation	
Front-to-Back	<ul style="list-style-type: none"> <li>&gt; 17 dB</li> <li>&gt; 22 dB</li> </ul>
Separation between Connectors	<ul style="list-style-type: none"> <li>&gt; 30 dB</li> <li>&gt; 47 dB</li> </ul>
Impedance	50 Ω
Max Input Power	50 W
Lighting Protection	No
DC Ground	Yes

### Mechanic specification

Dimensions	27.2 x 27.6 x 9.6 cm 10.71 x 10.87 x 3.78 inch
Weight	1.6 kg
Connector	RJ45 & 4x4x RP TNC (Cisco, Xirrus) / RP SMA (Aruba, Ruckus) / MMCX / u.FL or 4x Nf outside connectors
Material	ABS
Waterproof level	IP67
Operating temperature	from -40°C to 80°C from -40°F to 176°F
Wind resistance	70km/h

### Mounting Kit

Dimensions	9.9 x 10.5 x 14.8 cm 3.9 x 4.13 x 5.83 inch
Regulation Range	+/- 30°
Weight	0.87 kg
Mast Dimensions Range	25 - 65mm
Material	Polyamide with fiberglass + galvanized steel U-Bolts

### Plots

### Features

- › Gain for the frequency of 2400 - 2500 MHz 4x 8 dBi
- › Polarization H&V for the frequency of 2400 - 2500 MHz
- › Gain for the frequency of 4900 - 6000 MHz 4x 9 dBi
- › Polarization H&V for the frequency of 4900 - 6000 MHz
- › 4 x Connector 4x RP TNC (Cisco, Xirrus) / RP SMA (Aruba, Ruckus) / MMCX / u.FL or 4x Nf outside connectors
- › Big, ergonomic and voluminous **WiBOX Medium** enclosure for radio equipment installation
- › Outdoor Waterproof Enclosure **WiBOX Medium**
- › Designed and resistant for any weather conditions
- › RJ45 Waterproof System
- › Grounding system protecting against lightning - DC Ground
- › 36 Warranty Months

### Systems

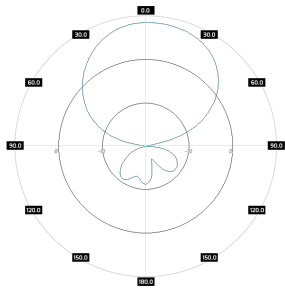
- › LTE band - 40, 41
- › WLAN - 2.4 GHz, 5 GHz
- › WiMAX - 2.3 GHz, 2.5 GHz, 5 GHz
- › RFID - 2400 - 2483 MHz, 5725 - 5875 MHz
- › Bluetooth - 2400-2483 MHz
- › ISM - 2400-2483 MHz, 5725-5875 MHz

### Applications

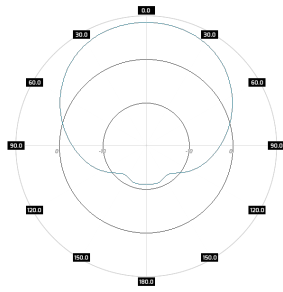
- › Stadiums, Public Places
- › Hotspot
- › PtP connections
- › PtM Connections
- › System Integration

### Compatible with

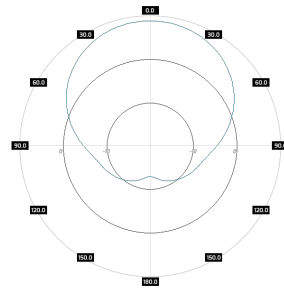
- › **Cisco** - Aironet 3702e, Aironet 3702p, Aironet 3602e, Aironet 2702e, Aironet 2602e, Aironet 1602e, Aironet 1552E, Aironet 1552H, Aironet 1852e
- › **Ruckus Wireless** - ZoneFlex 7372-E
- › **Aruba Networks** - AP-114, AP-134, AP-104, AP-204, IAP-204, AP-92, AP-224, IAP-224, IAP-104, IAP-134, IAP-114
- › **Huawei** - AP 7110SN-GN, AP 5130DN, AP 6510DN-AGN, AP 6610DN-AGN
- › **Xirrus** - XR - 520H



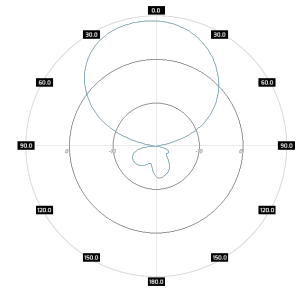
SA M4DBC245-65-9HV  
H-pol, azimuth, 2.45GHz



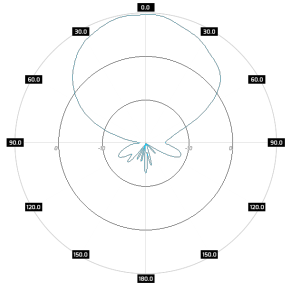
SA M4DBC245-65-9HV  
H-pol, elev, 2.45GHz



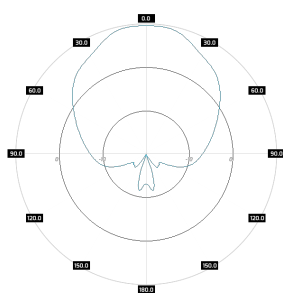
SA M4DBC245-65-9HV  
V-pol, azimuth, 2.45GHz



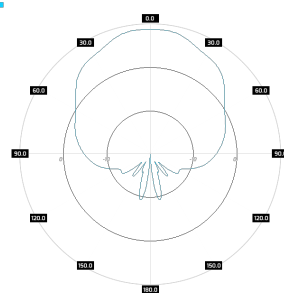
SA M4DBC245-65-9HV  
V-pol, elev, 2.45GHz



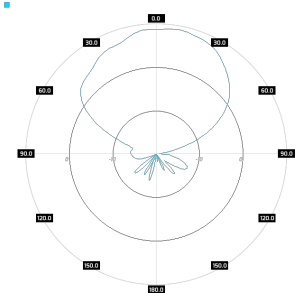
SA M4DBC245-65-9HV  
H-pol, azimuth, 5.5GHz



SA M4DBC245-65-9HV  
H-pol, elev, 5.5GHz



SA M4DBC245-65-9HV  
V-pol, azimuth, 5.5GHz



SA M4DBC245-65-9HV  
V-pol, elev, 5.5GHz