



## BASE SECTOR ANTENNA

# WiBOX SA M3-90-16HV

**WiBOX SA M3-90-16HV** is an **H&V-polarity MIMO 2x2 sector antenna** operating at a frequency range of: **3.35 - 3.8 GHz** with **16 dBi** gain. The antenna is predicted for **point-to-multipoint (PMP)** connections, can be used for covering medium and big areas as **a base station** for client stations or as the **hotspot in schools, halls, stadiums or another public places**. It can work **indoor and outdoor (IP 67)**. It works with **WiMAX** and **LTE (bands 22, 42, 43)** systems. The antenna is integrated with the top quality **WiBOX Extra Large** box system.

ROHS



## Electrical specification

Frequency	3.35 - 3.8 GHz
Gain	16 dBi
VSWR	<1.00, max < 1.00
Beamwidth	8°/90°
Polarization	H&V
Cross-Polar Isolation	
Front-to-Back	> 20 dB
Separation between Connectors	> 32 dB
Impedance	50 Ω
Max Input Power	50 W
Lighting Protection	No
DC Ground	Yes

## Mechanic specification

Dimensions	29.2 x 48.6 x 10.6 cm 11.5 x 19.13 x 4.17 inch
Weight	2.9 kg
Connector	RJ45 & 2xSMA
Material	ABS
Waterproof level	IP67
Operating temperature	from -40°C to 80°C from -40°F to 176°F
Wind resistance	70km/h

## Mounting Kit

Dimensions	9.9 x 10.5 x 14.8 cm 3.9 x 4.13 x 5.83 inch
Regulation Range	+/- 30°
Weight	0.87 kg
Max Dimensions Range	25 - 65mm
Material	Polyamide with fiberglass + galvanized steel U-Bolts

## Features

- Gain for the frequency of 3350 - 3800 MHz 2x 16 dBi
- Polarization H&V for the frequency of 3350 - 3800 MHz
- 2 x Connector SMA
- Big, ergonomic and voluminous **WiBOX Extra Large** enclosure for radio equipment installation
- Outdoor Waterproof Enclosure **WiBOX Extra Large**
- Designed and resistant for any weather conditions
- RJ45 Waterproof System
- Grounding system protecting against lightning - DC Ground
- 36 Warranty Months

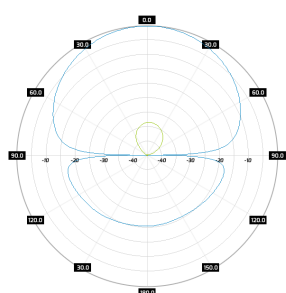
## Systems

- LTE band - 22, 42, 43, 48, 49, 52
- WLAN - 3.6 GHz
- WiMAX - 3.5 GHz

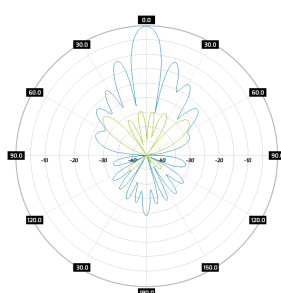
## Applications

- Stadiums, Public Places
- Hotspot
- PtM Connections
- System Integration

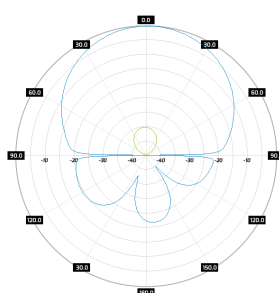
## Plots



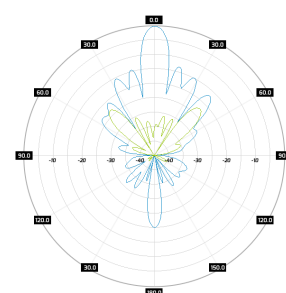
Radiation pattern Port 1 H Plane



Radiation pattern Port 1 V Plane



Radiation pattern Port 2 H Plane



Radiation pattern Port 2 V Plane